

Present simple or present continuous?

now

Everyday

She usually...

My teacher...

Who is...?

He always...

do


get up

drive

wash

wear

go

Free  Free

come

study

play

drink

read

eat

What time do you...?

We are...

Every morning...

What's he...?

Every night...

At the moment

Talking Football

Skills to practice:

Practice using present tenses. Present continuous and present simple. Note that we use the present simple for habitual actions and the present continuous for one going actions in the present. A good idea is to pre-teach this grammar point and use the game for practice.

Class Levels: This game is suitable for beginners, elementary and pre-intermediate English language learners-ESL, ESOL, TEFL, TESOL Games.

Requirements: Cut out the game resources below. Cut out the balls or players and use as markers

How to play:

1. Use the cue words in the orange rectangles and combine with a verb in the white triangles to make full sentences. Students should change the verbs according to the tense and number. If the cue word has a question sign then they are expected to make questions instead.
2. For every correct sentence the students can advance one space ahead from each side of the goal.
3. The other team or player must listen carefully to spot the mistakes. If there isn't any mistake in the sentence, the player can keep his/her space.
4. If there is a mistake the team or player gets a yellow card and move back one step. If no mistake they keep their captured space. The other team takes its turn to combine cue words and keys words to make sentences. Every successful sentence means they retain the space and prepare to advance.
5. Both teams (players) keep advancing until they meet on one space. When they meet they do ROCKS, PAPER and SCISSORS. The team that loses the ROCKS, PAPER & SCISSORS guess, gets a red card and goes back to start. The winning side continues until they meet again. Every time they, meet they do rocks, paper, and scissors to see who gets a red card. The team that gets to the other team's goal, wins.
6. When players get to the centre, it is a FREE space so they can create any sentence they like.
7. If you decide to continue, try different key words or swap sides after the first side wins.
8. Feel free to adapt this game for your classes as you like. Also feel free to modify or add rules.

Tips for large classes:

This game is a board game, but can also be played in a large class. Photocopy the game on an A3 or larger paper size, or project in on a projector if your class has one. Use blue tag to stick team players as they advanced.

Football Game equipment





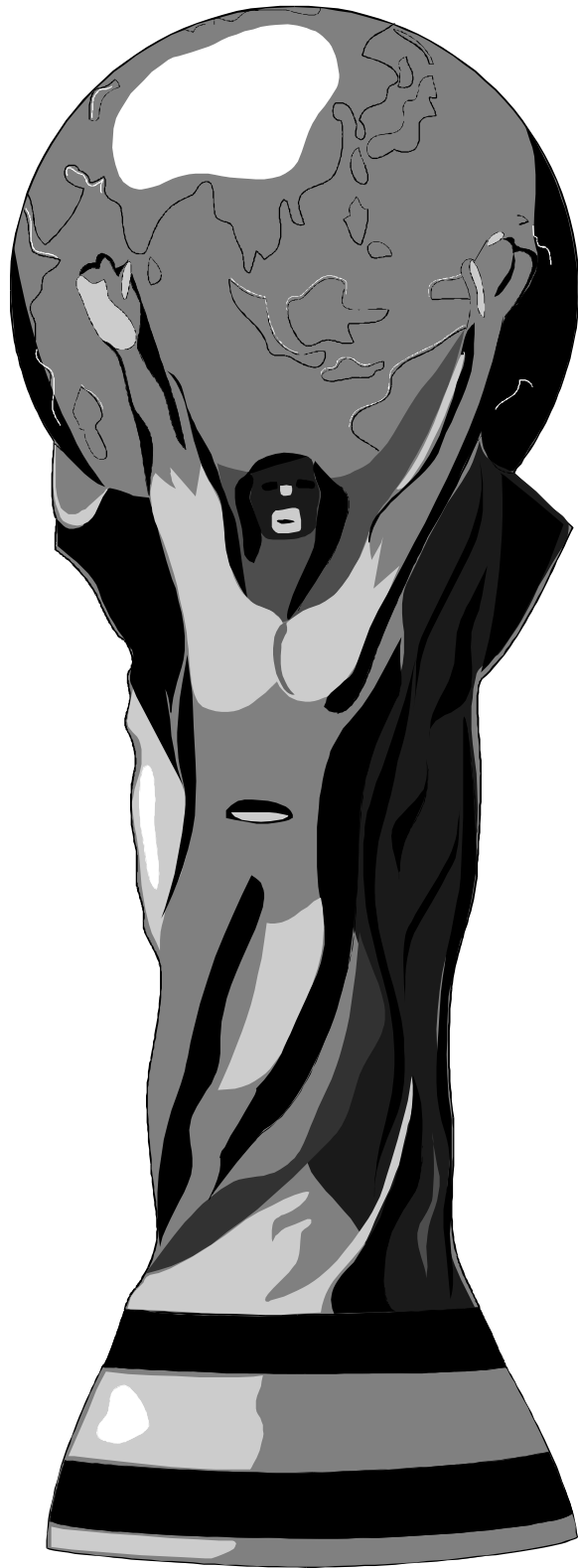
Player A



Player B

Cards





Trophy

Football game set up for large classes can look like this.



